

## anti- TPSD1 antibody

### Product Information

Catalog No.:	FNab08905
Size:	100µg
Form:	liquid
Purification:	Immunogen affinity purified
Purity:	≥95% as determined by SDS-PAGE
Host:	Rabbit
Clonality:	polyclonal
IsoType:	IgG
Storage:	PBS with 0.02% sodium azide and 50% glycerol pH 7.3 , -20°C for 24 months (Avoid repeated freeze / thaw cycles.)

### Background

Tryptase is the major neutral protease present in mast cells and is secreted upon the coupled activation-degranulation response of this cell type.

### Immunogen information

Immunogen:	tryptase delta 1
Synonyms:	Delta tryptase, HmMCP 3 like tryptase III, Mast cell mMCP 7 like, MCP7 LIKE, MCP7L1, MMCP 7L, TPSD1, Tryptase 3, Tryptase delta, tryptase delta 1
Observed MW:	26-30 kDa
Uniprot ID :	Q9BZJ3

### Application

Reactivity:	Human, Mouse
Tested Application:	ELISA, IP, WB, IHC
Recommended dilution:	WB: 1:200-1:1000; IP: 1:200-1:1000; IHC: 1:100-1:400
Image:	

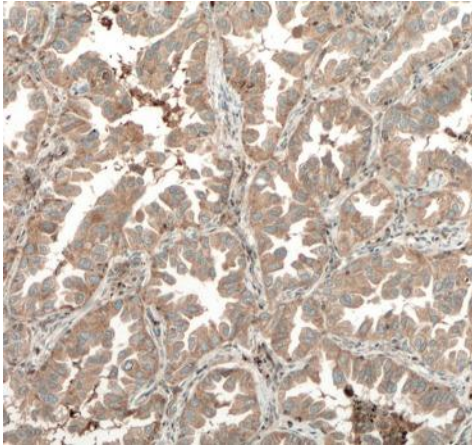
### Wuhan Fine Biotech Co., Ltd.

B9 Bld, High-Tech Medical Devices Park, No. 818 Gaoxin Ave. East Lake High-Tech Development Zone. Wuhan, Hubei, China(430206)

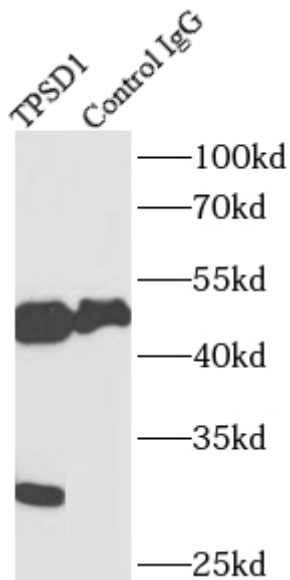
Tel : (0086)027-87384275

Fax: (0086)027-87800889


[www.fn-test.com](http://www.fn-test.com)



Immunohistochemical of paraffin-embedded human lung cancer tissue using FNab08905(TPSD1 antibody) at dilution of 1:200



IP Result of anti-TPSD1 (IP: FNab08905, 3ug; Detection: FNab08905 1:300) with A549 cells lysate 920ug.



mouse lung tissue were subjected to SDS PAGE followed by western blot with FNab08905(TPSD1 antibody) at dilution of 1:300